

Arbeitsblatt

28.07.2013

Kostenlos auf dw-aufgaben.de

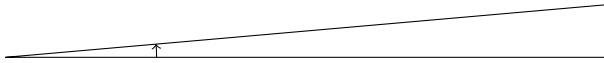
Aufgaben-Quickname: 7757

Aufgabe 1

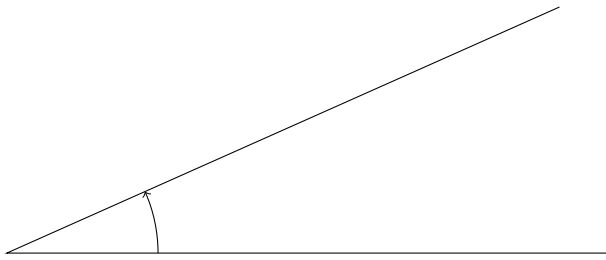
Zeichne folgende Winkel.

Quick:
7757

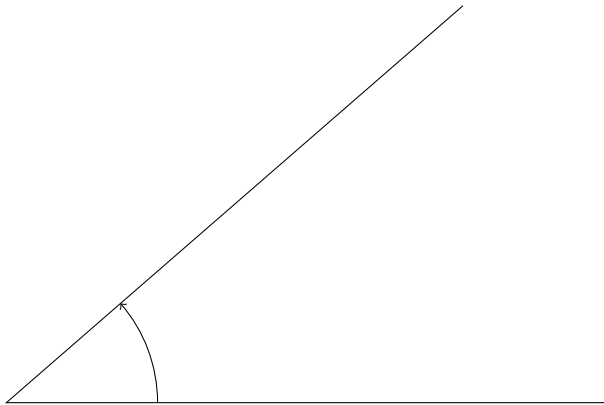
a) 5 Grad



b) 24 Grad



c) 41 Grad

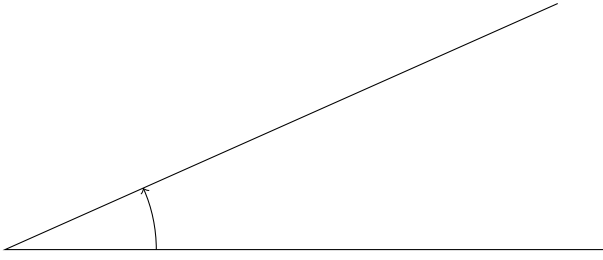


Aufgabe 2

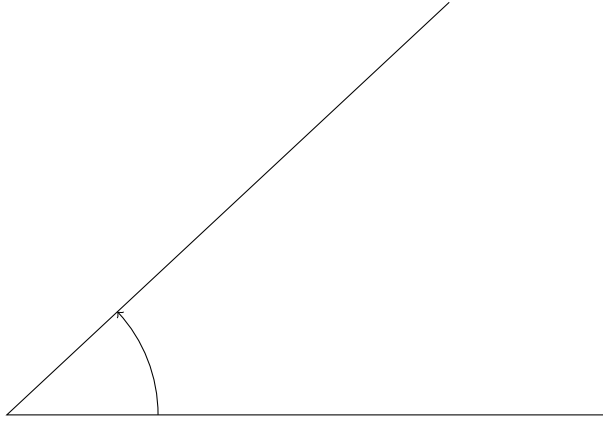
Quick:
7757

Zeichne folgende Winkel.

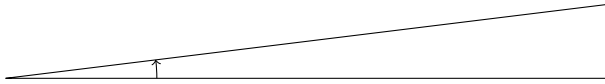
a) 24 Grad



b) 43 Grad



c) 7 Grad

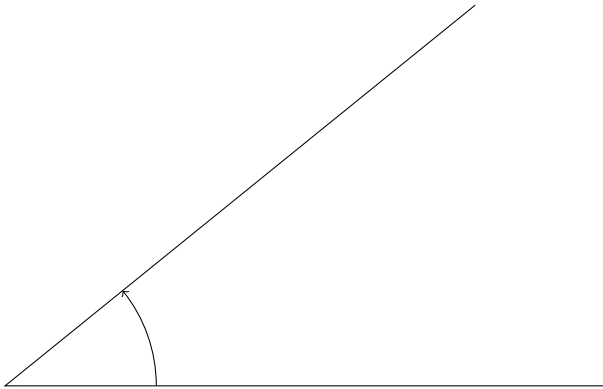


Aufgabe 3

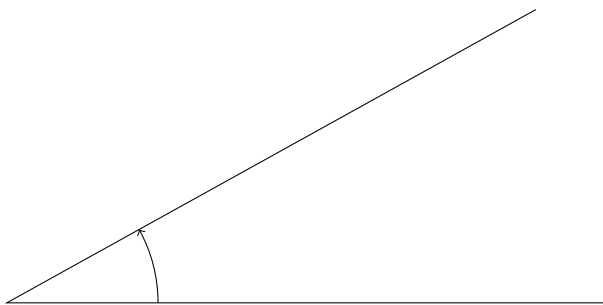
Quick:
7757

Zeichne folgende Winkel.

a) 39 Grad



b) 29 Grad

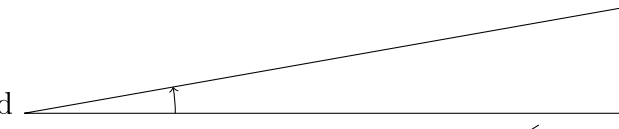


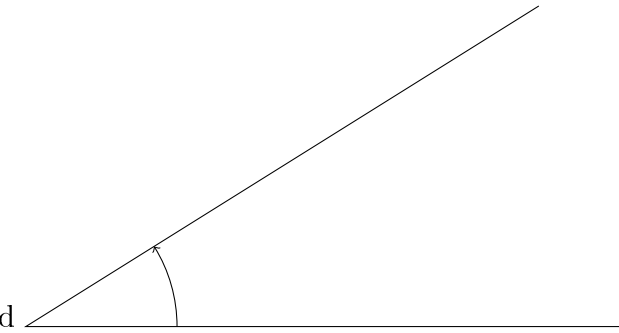
c) 5 Grad  A diagram showing a horizontal base line and a second line extending upwards from the left end of the base line. A small arc is drawn between the two lines to indicate the angle.

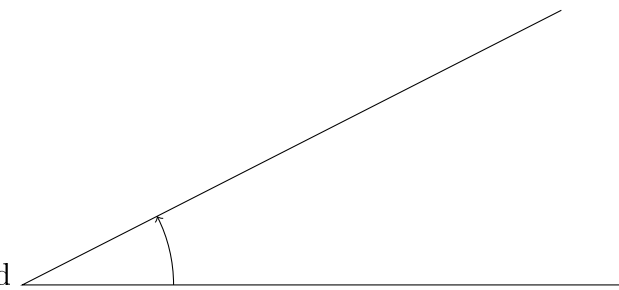
Aufgabe 4

Zeichne folgende Winkel.

Quick:
7757

a) 10 Grad  A diagram showing a horizontal base line and a second line extending upwards from the left end of the base line. A small arc is drawn between the two lines to indicate the angle.

b) 32 Grad  A diagram showing a horizontal base line and a second line extending upwards from the left end of the base line. A larger arc is drawn between the two lines to indicate the angle.

c) 27 Grad  A diagram showing a horizontal base line and a second line extending upwards from the left end of the base line. A larger arc is drawn between the two lines to indicate the angle.

Viel Erfolg!